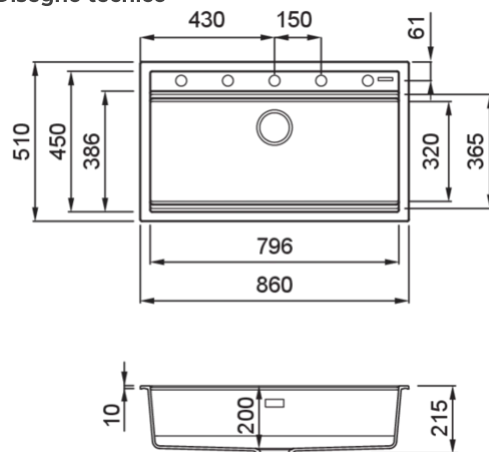


BEST 360

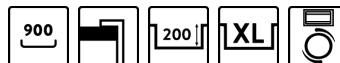


Disegno tecnico



CARATTERISTICHE PRODOTTO

Descrizione	Lavello 1 vasca
Modello	BEST 360
Base (mm)	900
Installazioni	Sopratop
Dimensioni (mm)	860 x 510
Foro da Incasso (mm)	840 x 480
Numero Vasche	1
Profondità Vasca (mm)	200



DATI LOGISTICI

Peso Lordo (kg)	19,40
Peso Netto (kg)	14,50
Dimensioni Imballo (kg)	940 x 575 x 300
Volume Imballo (kg)	0,162

CARATTERISTICHE IMBALLO

Imballo	Cartone e polietilene
Corredi	Sifone salvaspazio, piletta Flow Pro integrata, troppopieno rettangolare e ganci. Corredo del lavello Bundle: Colander, Drainer Flex, sifone salvaspazio, piletta Flow Pro integrata, troppopieno rettangolare e ganci.

KERATEK



LKB36086 K86
8031873026370



LKB36093 K93
8031873026448



LKB36095 K95
8031873026455



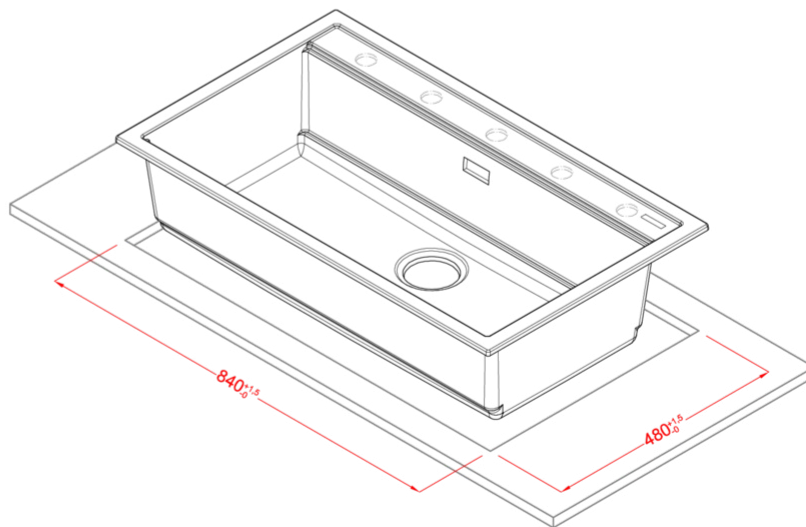
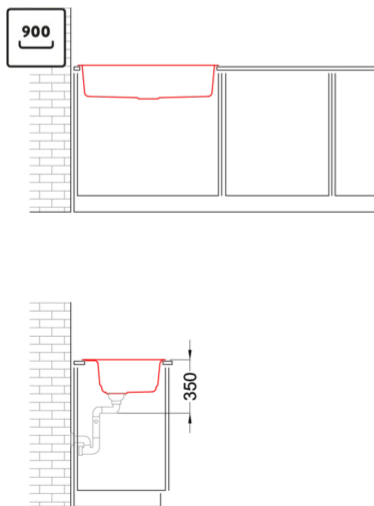
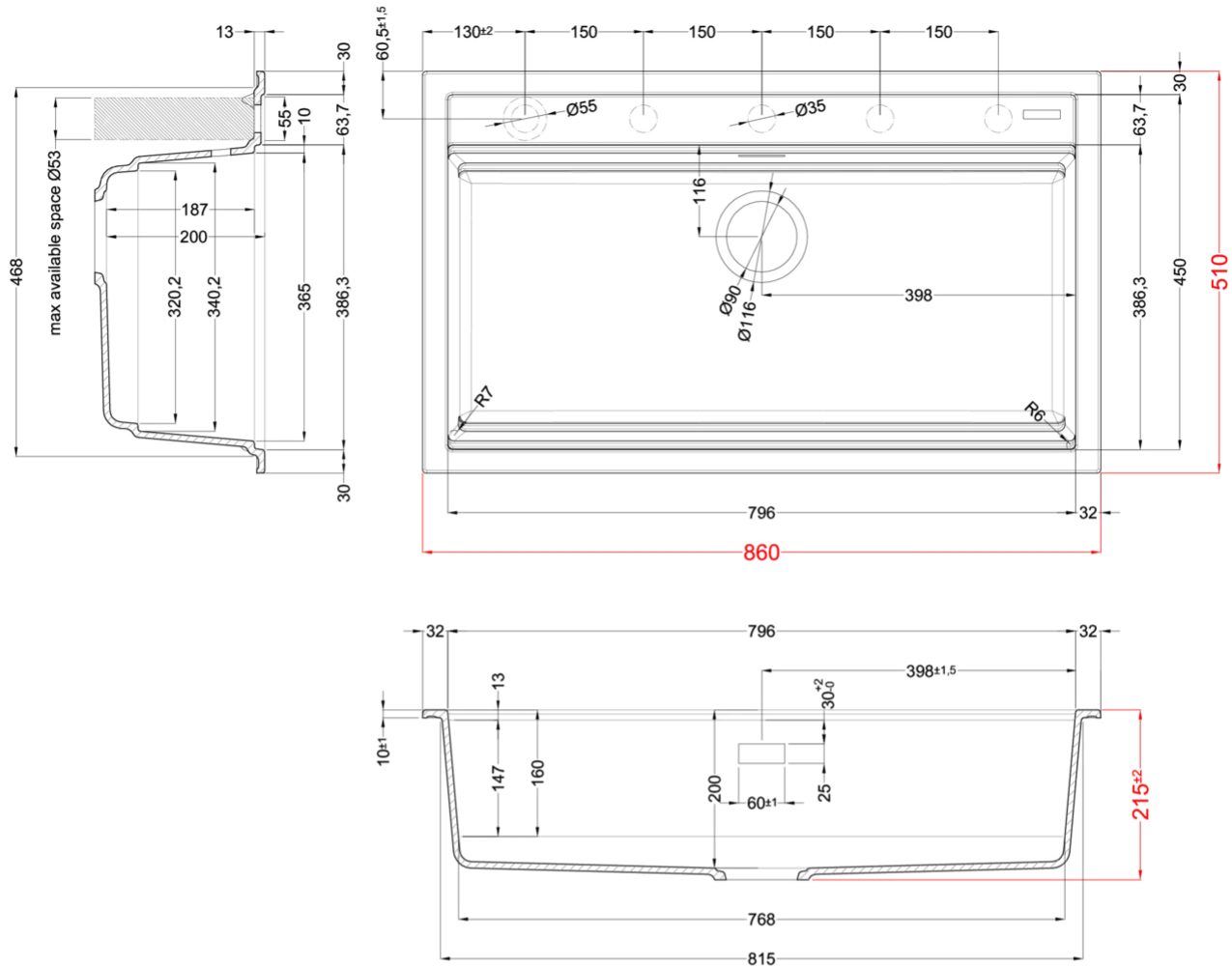
LKB36096 K96
8031873026462



LKB36097 K97
8031873026387



LKB36099 K99
8031873026363



BEST 360

general tolerances where not expressly communicated $\pm 0.2\%$
connection dimensions according to UNI EN 695

