
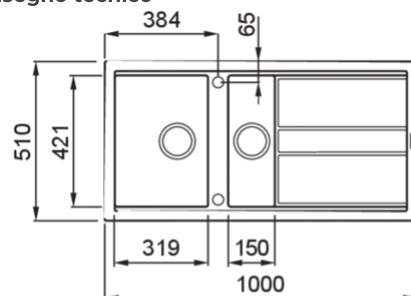


BEST 475



Disegno tecnico



CARATTERISTICHE PRODOTTO

Descrizione	Lavello 1 vasca ½ con gocciolatoio
Modello	BEST 475
Base (mm)	600
Installazioni	Sopratop
Dimensioni (mm)	1000 x 510
Foro da Incasso (mm)	980 x 480
Numero Vasche	1,5



DATI LOGISTICI

Peso Lordo (kg)	20,50
Peso Netto (kg)	13,90
Dimensioni Imballo (kg)	1080 x 575 x 300
Volume Imballo (kg)	0,186

CARATTERISTICHE IMBALLO

Imballo	Cartone e polietilene
Corredi	Sifone salvaspazio, piletta Flow Pro integrata, troppopieno rettangolare e ganci.

KERATEK



LKB47586 K86
8031873020200




LKB47593 K93
8031873026585



LKB47595 K95
8031873026592



LKB47596 K96
8031873020217



LKB47597 K97
8031873026608



LKB47599 K99
8031873026615

GRANITEK

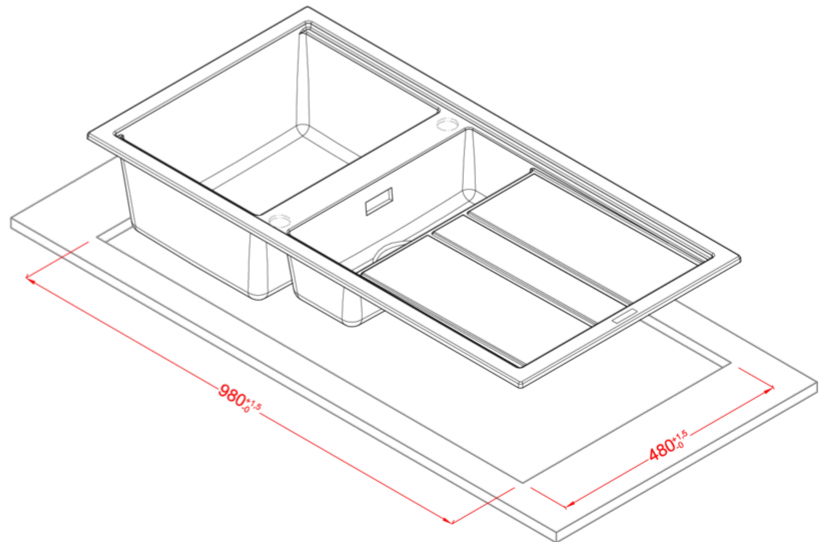
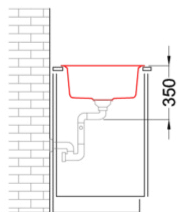
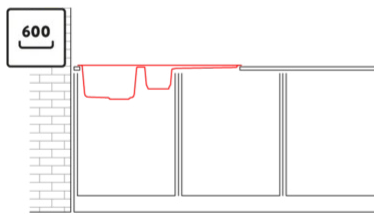
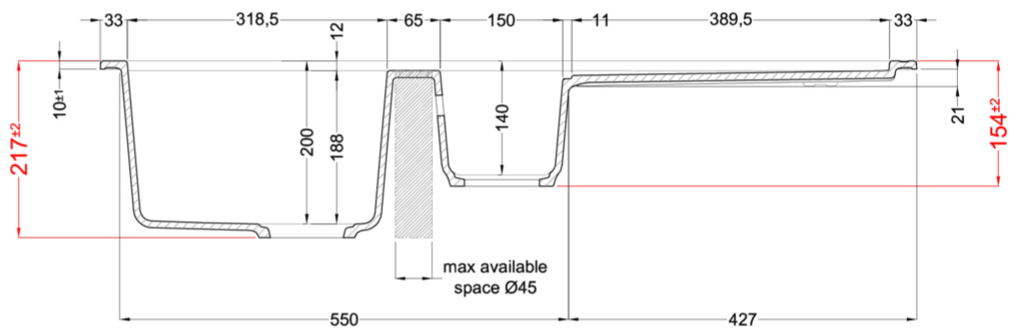
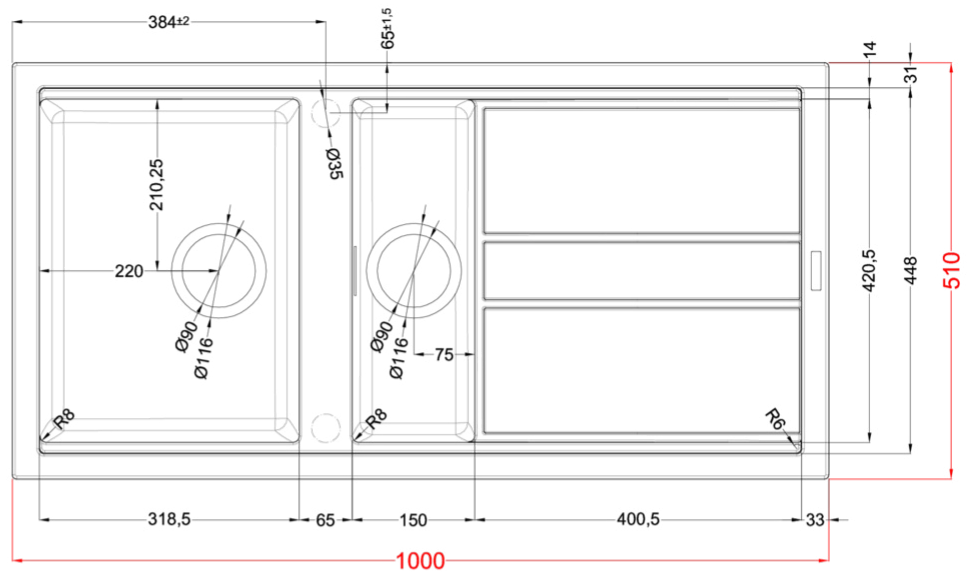
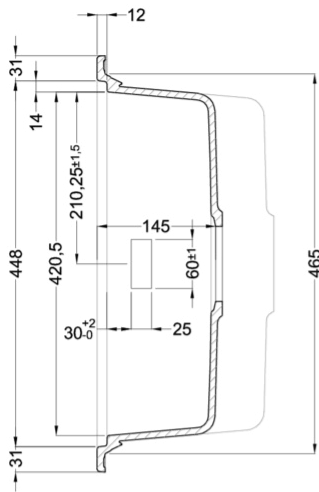
METAL



LMB47573 M73
8032861953760



LMB47579 M79
8032861953777



BEST 475

general tolerances where not expressly communicated ±0.2%
connection dimensions according to UNI EN 695

