
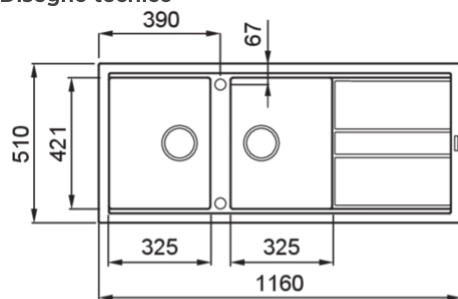


## BEST 500



## Disegno tecnico



### CARATTERISTICHE PRODOTTO

<b>Descrizione</b>	Lavello 2 vasche con gocciolatoio
<b>Modello</b>	BEST 500
<b>Base (mm)</b>	800
<b>Installazioni</b>	Sopratop
<b>Dimensioni (mm)</b>	1160 x 510
<b>Foro da Incasso (mm)</b>	1140 x 480
<b>Numero Vasche</b>	2



### DATI LOGISTICI

<b>Peso Lordo (kg)</b>	26,02
<b>Peso Netto (kg)</b>	19,20
<b>Dimensioni Imballo (kg)</b>	1250 x 575 x 300
<b>Volume Imballo (kg)</b>	0,216

### CARATTERISTICHE IMBALLO

<b>Imballo</b>	Cartone e polietilene
<b>Corredi</b>	Sifone salvaspazio, piletta Flow Pro integrata, troppopieno rettangolare e ganci.

## KERATEK



**LKB50086** K86  
8031873020309



**LKB50093** K93  
8031873026660



**LKB50095** K95  
8031873026677



**LKB50096** K96  
8031873020316



**LKB50097** K97  
8031873026684



**LKB50099** K99  
8031873026691

## GRANITEK

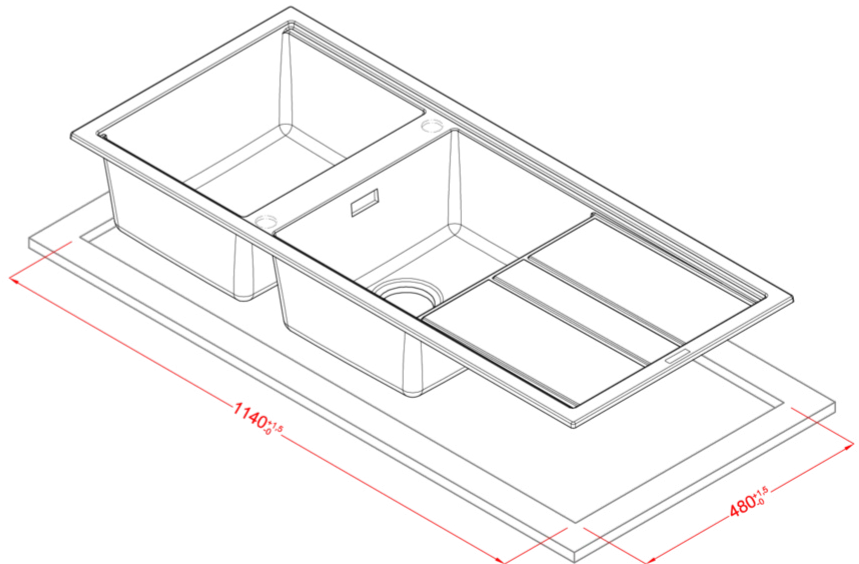
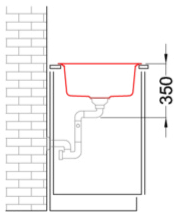
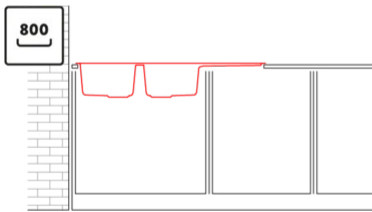
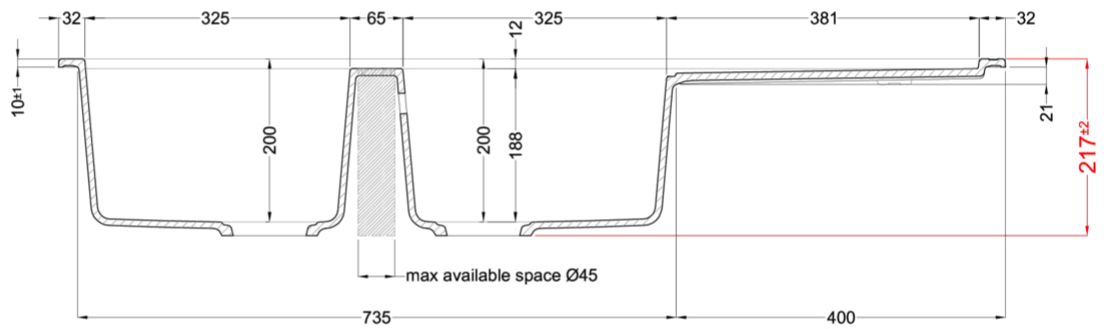
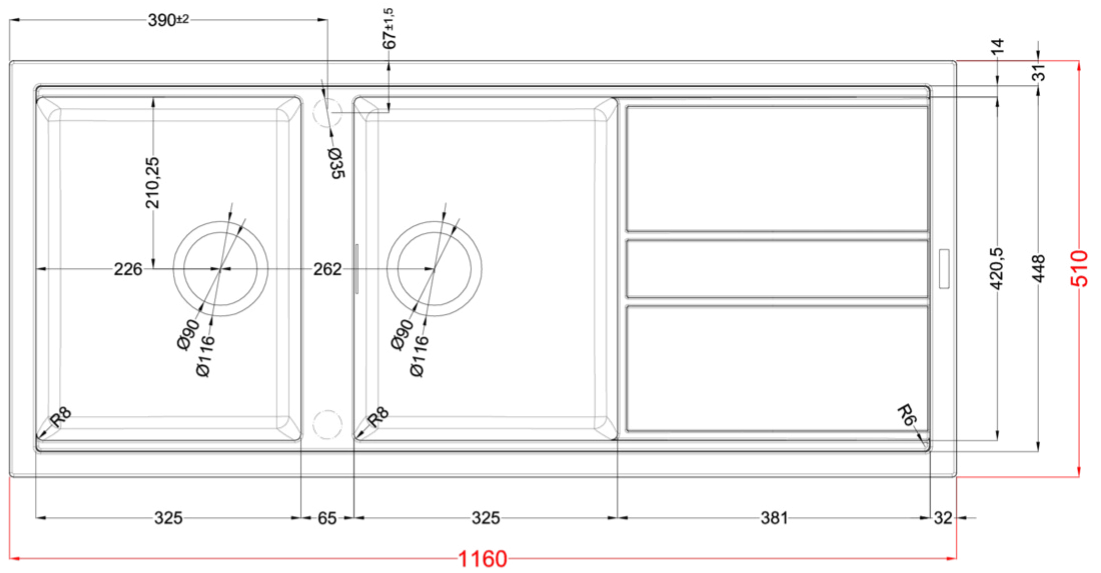
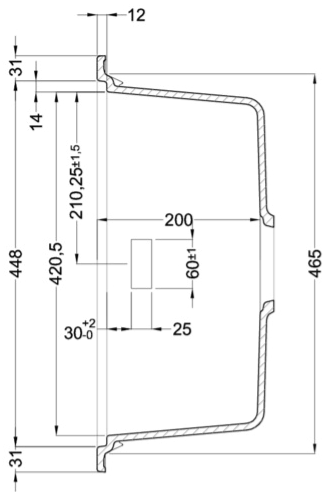
### METAL



**LMB50073** M73  
8032861953807



**LMB50079** M79  
8032861953814



# BEST 500

general tolerances where not expressly communicated  $\pm 0.2\%$   
 connection dimensions according to UNI EN 695

