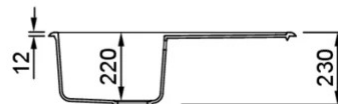
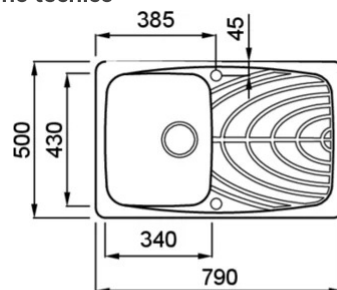


MASTER 300



Disegno tecnico



CARATTERISTICHE PRODOTTO

Descrizione	Lavello 1 vasca con gocciolatoio
Modello	MASTER 300
Base (mm)	450
Installazioni	Sopratop
Dimensioni (mm)	790 x 500
Foro da Incasso (mm)	770 x 480
Numero Vasche	1
Profondità Vasca (mm)	220



DATI LOGISTICI

Peso Lordo (kg)	17,43
Peso Netto (kg)	12,00
Dimensioni Imballo (kg)	870 x 575 x 300
Volume Imballo (kg)	0,150

CARATTERISTICHE IMBALLO

Imballo	Cartone e polietilene
Corredi	Sifone salvaspazio, troppopieno tondo, pilette e ganci.

GRANITEK

MATT



LGM30040 G40
8032557043614



LGM30068 G68
8031873055059

GRANITEK

CLASSIC



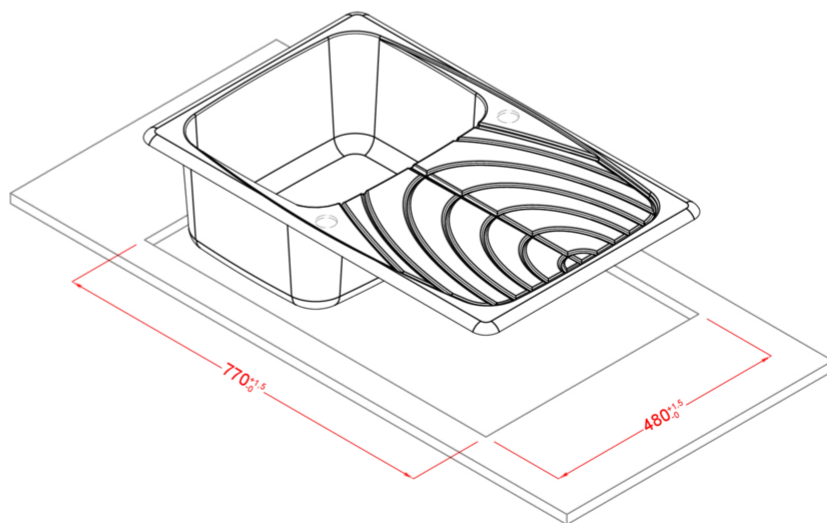
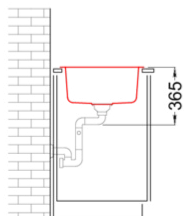
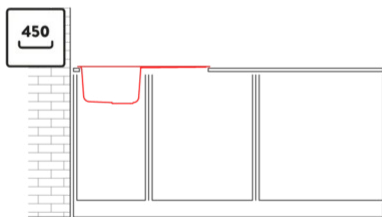
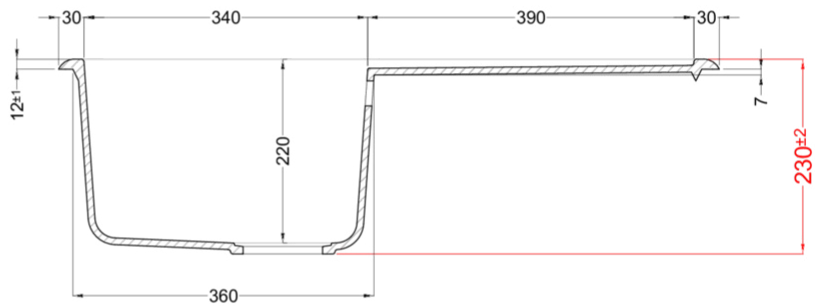
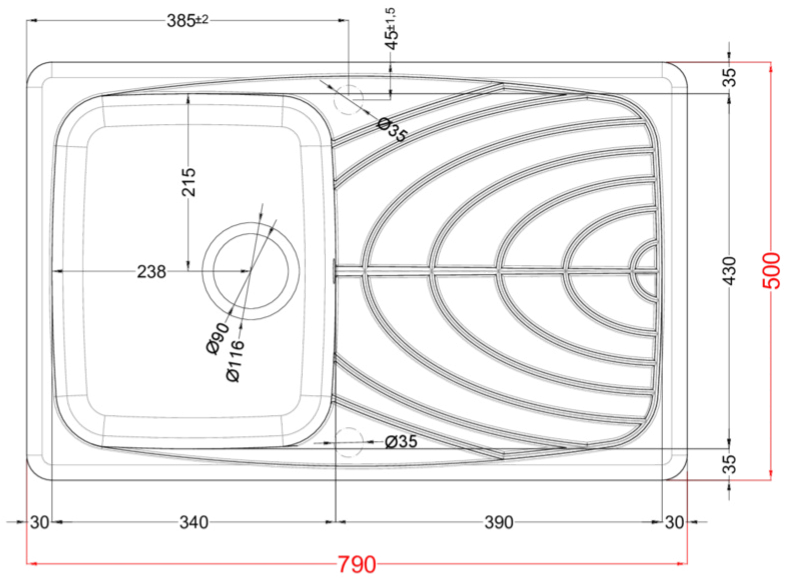
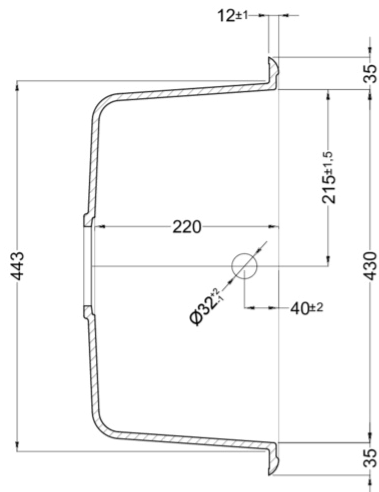
LGM30051 G51
8031873055097



LGM30059 G59
8031873055011



LGM30062 G62
8031873054168



MASTER 300

general tolerances where not expressly communicated ±0.2%
connection dimensions according to UNI EN 695

