
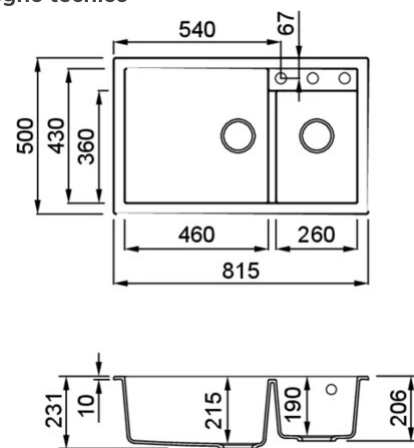


## QUADRA 440

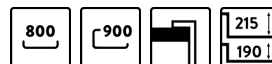


### Disegno tecnico



#### CARATTERISTICHE PRODOTTO

<b>Descrizione</b>	Lavello 2 vasche
<b>Modello</b>	QUADRA 440
<b>Base (mm)</b>	800     900 se inizio composizione
<b>Installazioni</b>	Sopratop
<b>Dimensioni (mm)</b>	815 x 500
<b>Foro da Incasso (mm)</b>	800 x 480
<b>Numero Vasche</b>	2



#### DATI LOGISTICI

<b>Peso Lordo (kg)</b>	19,68
<b>Peso Netto (kg)</b>	13,70
<b>Dimensioni Imballo (kg)</b>	940 x 575 x 300
<b>Volume Imballo (kg)</b>	0,165

#### CARATTERISTICHE IMBALLO

<b>Imballo</b>	Cartone e polistirolo
<b>Corredi</b>	Sifone salvaspazio, troppopieno tondo, pilette e ganci.

## GRANITEK

### METAL




**LMQ44073** M73  
8032861956716



**LMQ44079** M79  
8032861956693

## GRANITEK

### MATT



**LGQ44040** G40  
8031873035778



**LGQ44043** G43  
8031873035761



**LGQ44068** G68  
8031873035747

# GRANITEK

CLASSIC



**LGQ44051** G51  
8031873035754

