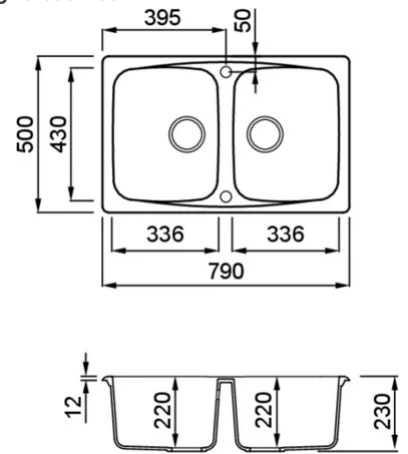


MASTER 350

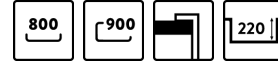


Disegno tecnico



CARATTERISTICHE PRODOTTO

Descrizione	Lavello 2 vasche
Modello	MASTER 350
Base (mm)	800 900 se inizio composizione
Installazioni	Sopratop
Dimensioni (mm)	790 x 500
Foro da Incasso (mm)	770 x 480
Numero Vasche	2



DATI LOGISTICI

Peso Lordo (kg)	18,61
Peso Netto (kg)	12,90
Dimensioni Imballo (kg)	870 x 575 x 300
Volume Imballo (kg)	0,150

CARATTERISTICHE IMBALLO

Imballo	Cartone e polietilene
Corredi	Sifone salvaspazio, troppopieno tondo, pilette e ganci.

GRANITEK

MATT



LGM35040 G40
8032557043607



LGM35068 G68
8031873055295

GRANITEK

CLASSIC



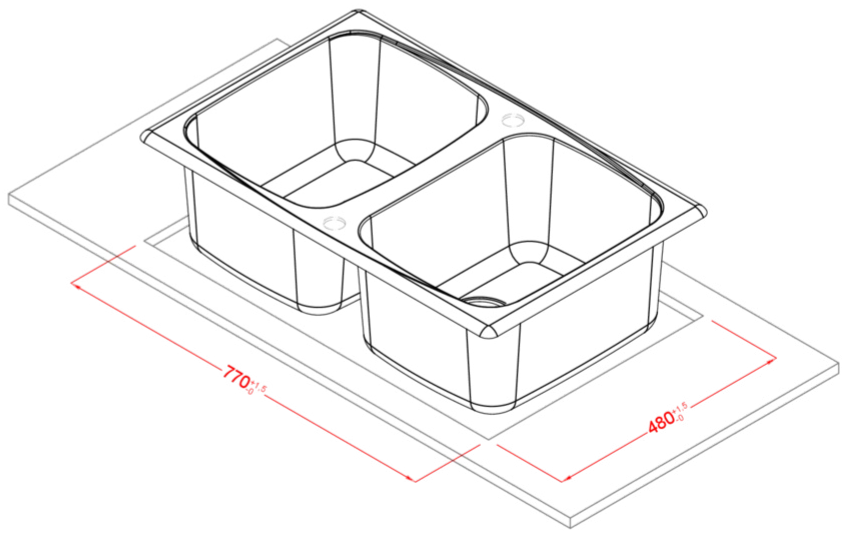
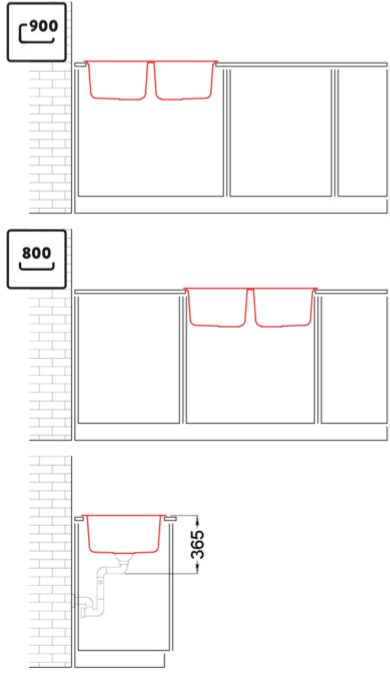
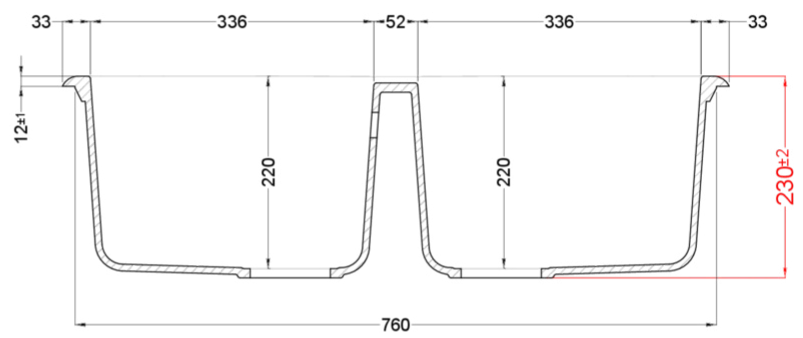
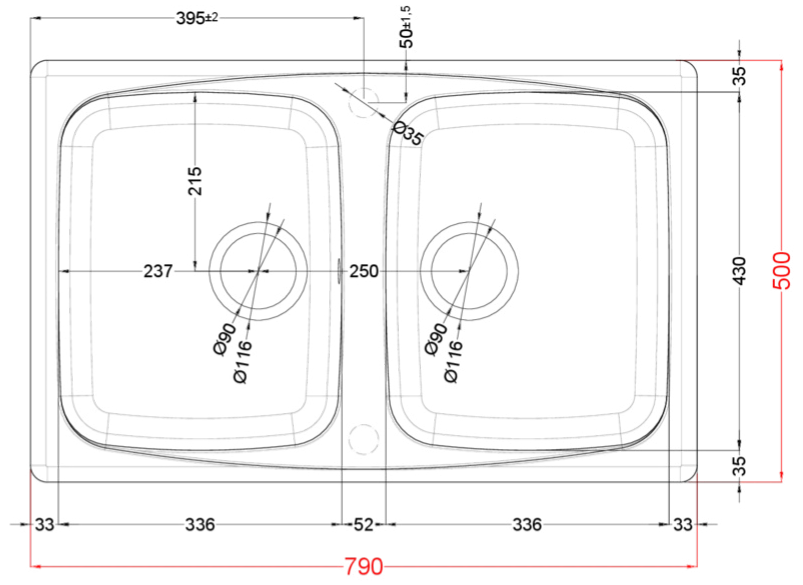
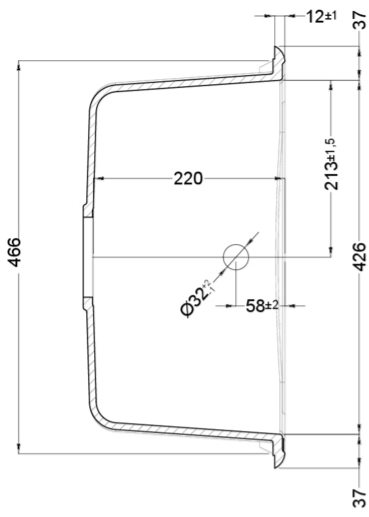
LGM35051 G51
8031873055127



LGM35059 G59
8031873055202



LGM35062 G62
8031873055233



Master 350

general tolerances where not expressly communicated ± 1 mm
 connection dimensions according to UNI EN 695
 eventual exceptions are reported with *

